



Want to share your zine with us?

We are collecting zines made by K-12 students!

Send a digital/scanned copy to: pceducation@arizona.edu

Or mail or drop off a hard copy to:

K-12 Education c/o the UA Poetry Center
1508 East Helen Street
Tucson, AZ 85721

And keep up with our zine-related free opportunities and blog posts
at poetry.arizona.edu!



Brave Books 2021-2023:

UA Poetry Center


Zines and Zine Libraries

What's a zine?

A zine (pronounced "zeen") is a DIY (do-it-yourself) magazine usually made using paper, pens, glue, and other everyday supplies. After you make a zine, you can photocopy it to share with friends and family. Because a zine is self-published—meaning there's no publisher telling you what to do—it can be about anything you want. Zines inspire us to work with our hands and share our dreams and perspectives with one another, and are anything you can imagine them to be!

Zines have a long history. Zines and zine-like publications have been made by science fiction writers, punk rockers, and poets that were part of the **Beat Generation** and the **Black Arts Movement**, among many others. There are personal zines, cookzines, political zines, artzines, and so much more. There are even zines about zines!

Zine libraries collect zines. Some zine libraries let visitors check out zines to read at home, while others invite patrons to spend time at the library and read zines there. Zines are sold on online sites called **distros**, in community spaces called **infoshops**, and sometimes even at independent bookstores.



1.




get some printer paper.
fold them in half and
number the pages with a
pencil.

3.



read over, edit, and
love what you've done
~ remember, drawn-in copy
edits can be cool!

5.



make sure to copy double-sided
and flip your paper on the short edge.
It may take a few tries to get it right, but,
that's part of the fun!

7.



TA-DA! Now your zine is
ready to treasure, or to give out
to family, friends, and classmates.

2.



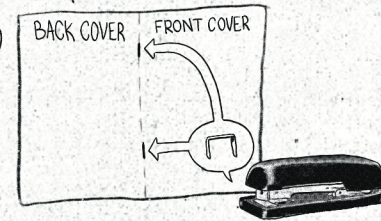
fill up your zine with
whatever you want → art,
collage, poems, stories, comics,
and whatever your heart desires!

4.



make multiple copies with
a photopy machine, and ask for
help, if needed.

6.



Once you have all the copies that you want
(1, 9, or 20), you can staple the zine(s) at the crease
to hold it/them together.

8.



Maybe one of them will have a zine of their own,
and you can trade!